

Immigration and Integration: Global and American Perspectives

Philip Martin

Pmartin@ucdavis.edu

<http://migration.ucdavis.edu>

European Academy of the Urban
Environment EA.UE, Berlin

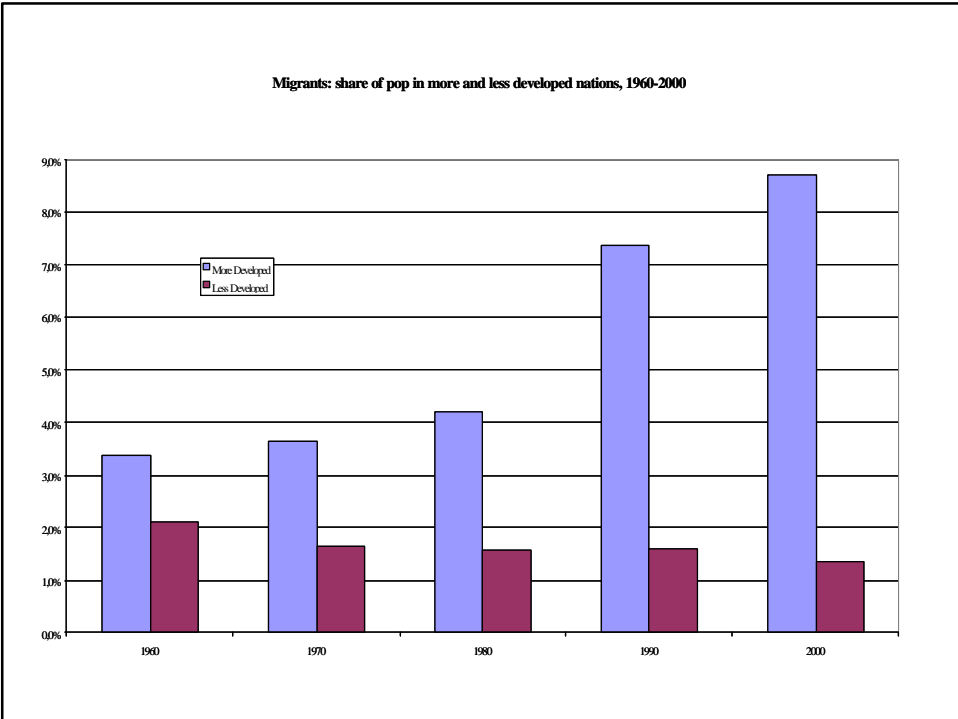
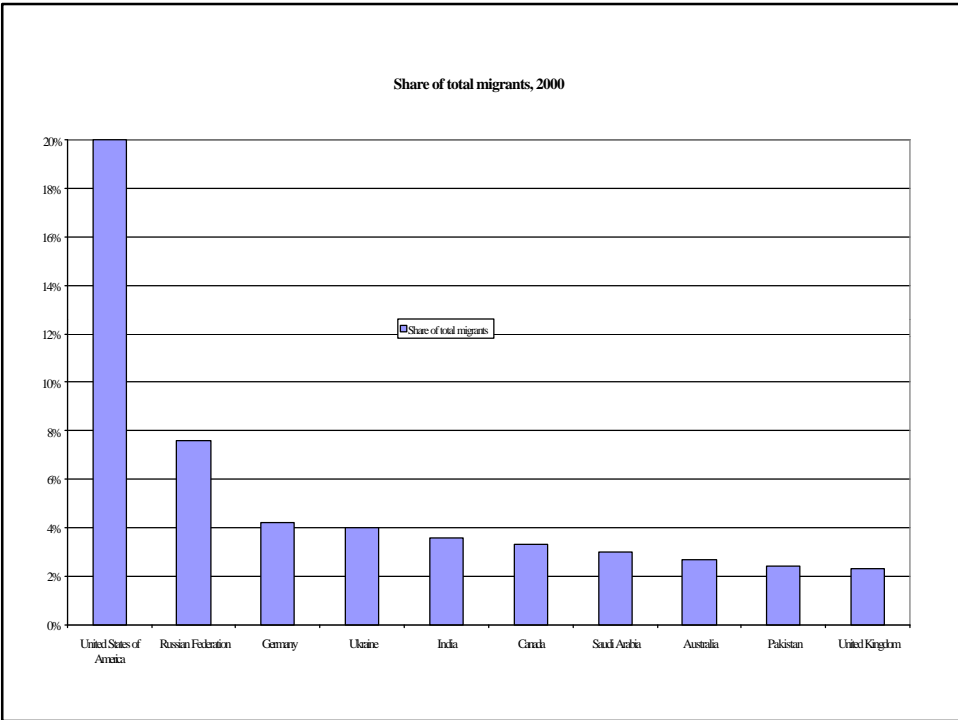
3 Themes

- Global migration low, pressures rising. Policy response--adjust migrant rights
- US Immigration: easy entrance to labor market, harder to climb job ladder
- US Integration: private efforts, not public programs except for schools

- **Migrant: Person outside country of birth or citizenship at least 12 months**
- **175 million (2000), 60% in “more developed” nations**
- **Migrant share: from 3% to 9% of “more developed” residents, 1960-2000**

Caveats

- **“Man [woman] is the most difficult luggage to move over borders.” Adam Smith**
- **Unanticipated consequences of migration policies**
- **The perfect is the enemy of the good.**

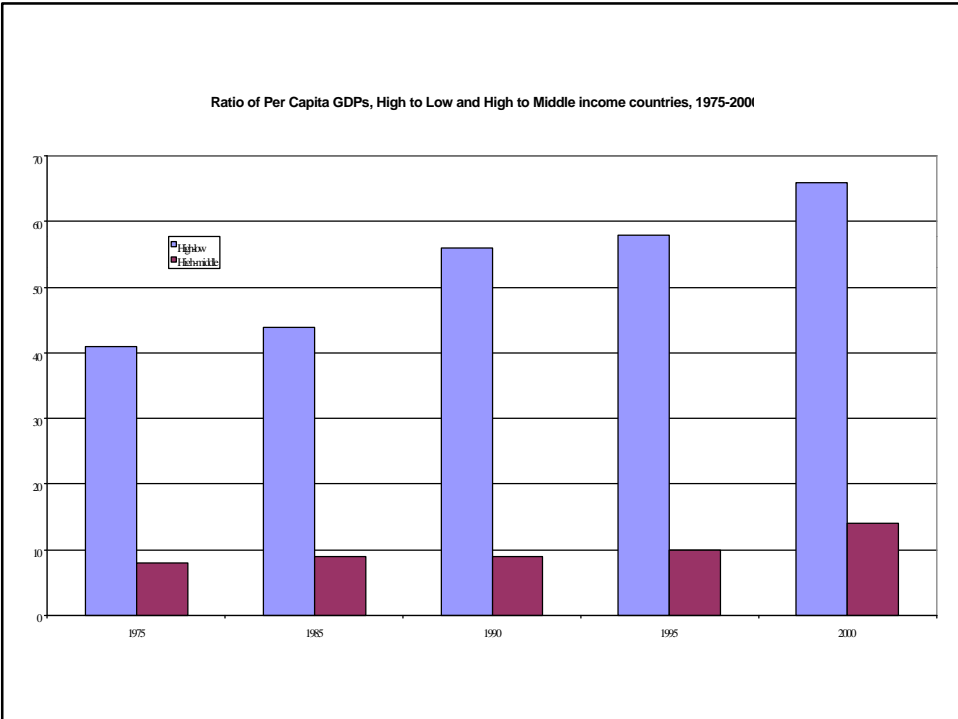
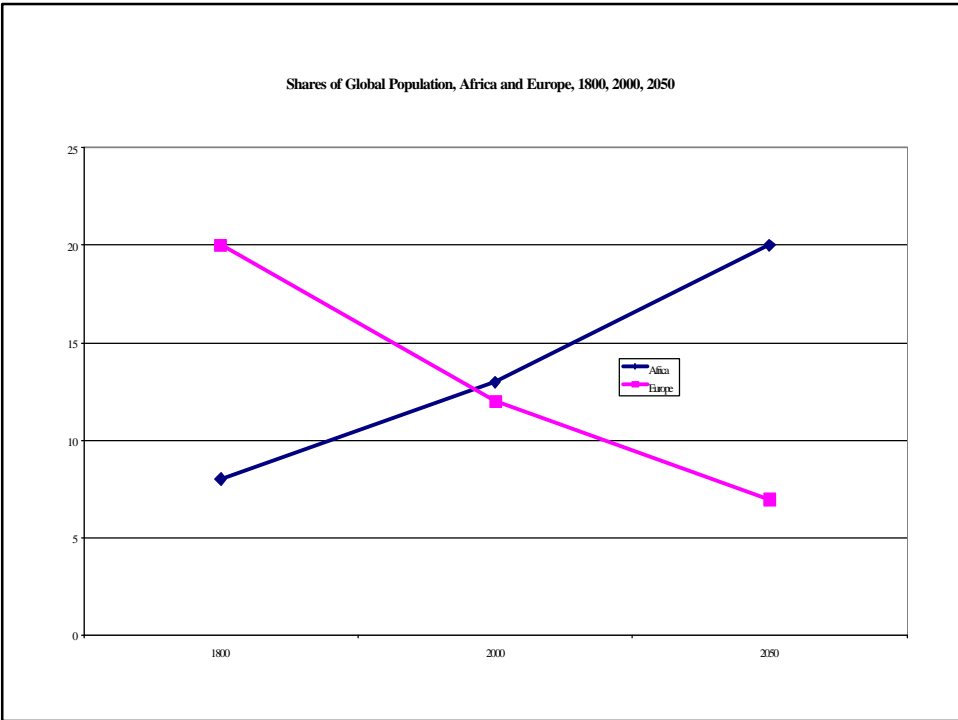


Why so little migration?

- **Inertia: most people stay near family and friends**
- **Governments regulate entries and stays**
- **Economic development and convergence reduce incentives to migrate**

Why so much migration?

- **Demographic differences: Europe vs. Africa global population shares, 1800, 2000, 2050**
- **Economic differences: Average per capita, \$5,000: range, \$100 to \$40,000**
- **Other differences, networks, and 3 revolutions**



Other and 3 Revolutions

- **More countries: 43 in 1900, 191 in 2000, migration gets the “right people” inside the “right borders”**
- **Revolutions in communications, transportation, and rights**
- **Policy: Manage migration by adjusting rights**

US Immigration: 3 Doors

- **Front: 900,000 legal immigrants invited to settle (maybe 20% leave)**
- **Side: 30 million nonimmigrant tourists, guest workers, students**
- **Back: 1 million unauthorized, 500,000 a year settle**

Front Door Immigration

- **70% Family unification, 30% Mexican**
- **Since 1996, no cash assistance for new arrivals, sponsors sign bonds**
- **Arguments over declining “quality” as income gap between US-born and foreign-born widens--a point system?**

Non-immigrants

- **Guests expected to leave, but they can stay**
- **Guest workers: easy entry for H-1Bs with college degrees**
- **Students: work while studying and stay after graduation**

Unauthorized

- **Entry without inspection and overstay**
- **Consensus on border enforcement, not on interior enforcement**
- **Legalization: 1987-88 about 60% of 5 million; 2006--what percent of 11 million?**

US Immigration

- **Most “immigrants” are inside US when they get immigrant visas**
- **Immigration: like a pond of fish with some changing color each year**

US Integration

- **Labor market is key: welcome those seeking a hand up, not a hand out**
- **US: success at getting newcomers into jobs, but what about the upward mobility of immigrants and their children?**

Keys to economic success

- English and legal status
- Years of schooling best-single predictor of earnings
- Should immigrant generation sacrifice so their children have better opportunities?

Flashpoints

- Politics: How easy should naturalization be?
Continue to allow dual citizenship?
- Segregation: What should be done about vicious circles, as when poor schools and cheap housing go together?
- Schools and language: English-only, testing and making schools/teachers accountable

US Experience

- Managing immigration, promoting integration is not easy. There is a tendency to romanticize the past
- Burden of proof is on restrictionists because of successful integration despite doubts
- Admissionists vs Restrictionists find status quo is the second-best solution.

Lessons from the US

- Picking immigrants occurs **BEFORE** foreigners are recognized as settlers
- Labor market is key: getting immigrants into jobs gives them what they want, provides employer-supporters, shows children importance of work, and reduce native resentment
- Key to integration: **FULL EMPLOYMENT**